

Empowering Student Coaches

Rigoberto Sanchez Bravo
Abner Omar Ramos Rios

2 Timothy 2:1-2

“You then, my child, be strong in the grace that is in Christ Jesus; **2** and what you have heard from me through many witnesses entrust to faithful people who will be able to teach others as well”.

Empowering Student Coaches

1. Life with God
2. Network Mapping
3. Clear Goals
4. Accountability

1. Life with God

John 15:5-8

⁵ “I am the vine; you are the branches. If you remain in me and I in you, you will bear much fruit; apart from me you can do nothing. ⁶ If you do not remain in me, you are like a branch that is thrown away and withers; such branches are picked up, thrown into the fire and burned. ⁷ If you remain in me and my words remain in you, ask whatever you wish, and it will be done for you. ⁸ This is to my Father’s glory, that you bear much fruit, showing yourselves to be my disciples.”

Luke 10:17

The seventy-two returned with joy and said, “Lord, even the demons submit to us in your name. He replied, “I saw Satan fall like lightning from heaven. I have given you authority to trample on snakes and scorpions and to overcome all the power of the enemy; nothing will harm you. However, do not rejoice that the spirits submit to you, but rejoice that your names are written in heaven.”

Matthew 7:21-23

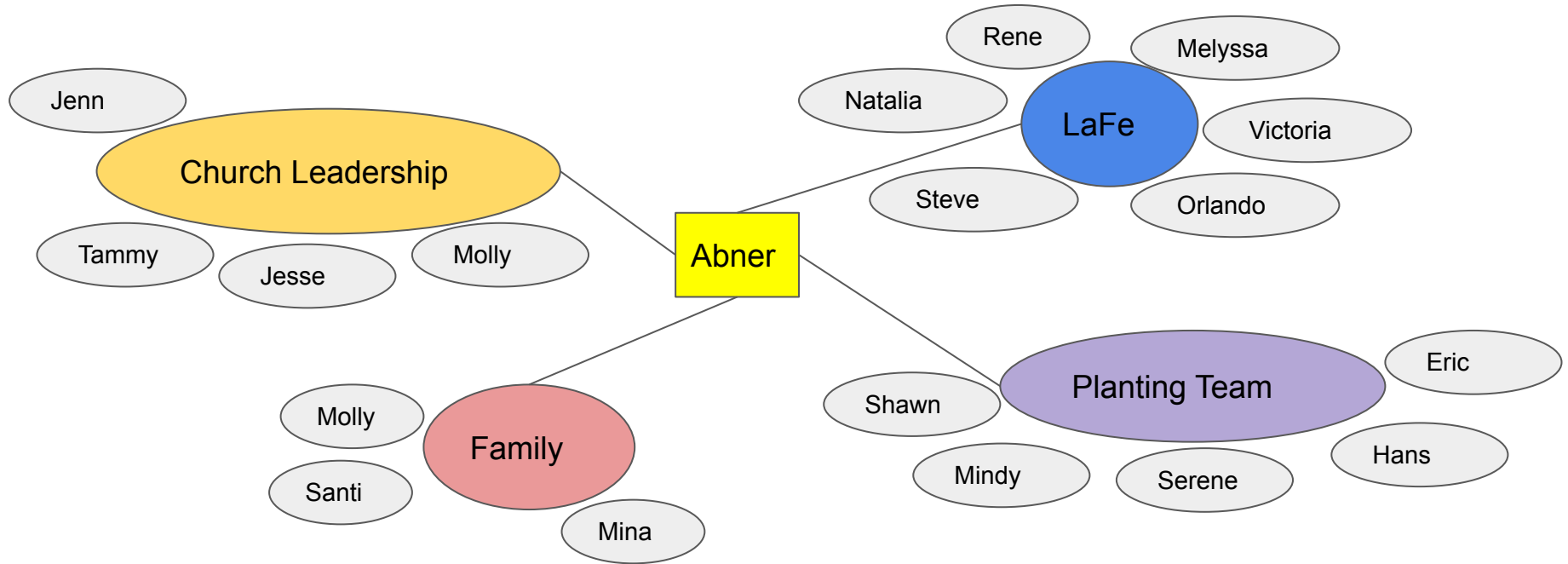
21 “Not everyone who says to me, ‘Lord, Lord,’ will enter the kingdom of heaven, but only the one who does the will of my Father who is in heaven. 22 Many will say to me on that day, ‘Lord, Lord, did we not prophesy in your name and in your name drive out demons and in your name perform many miracles?’ 23 Then I will tell them plainly, ‘I never knew you. Away from me, you evildoers!’


Philippians 3:8

Yes, everything else is worthless when compared with the infinite value of knowing Christ Jesus my Lord. For his sake I have discarded everything else, counting it all as garbage, so that I could gain Christ.

2. Network Mapping

A network map is a physical representation of your relational reality. It should always be changing.





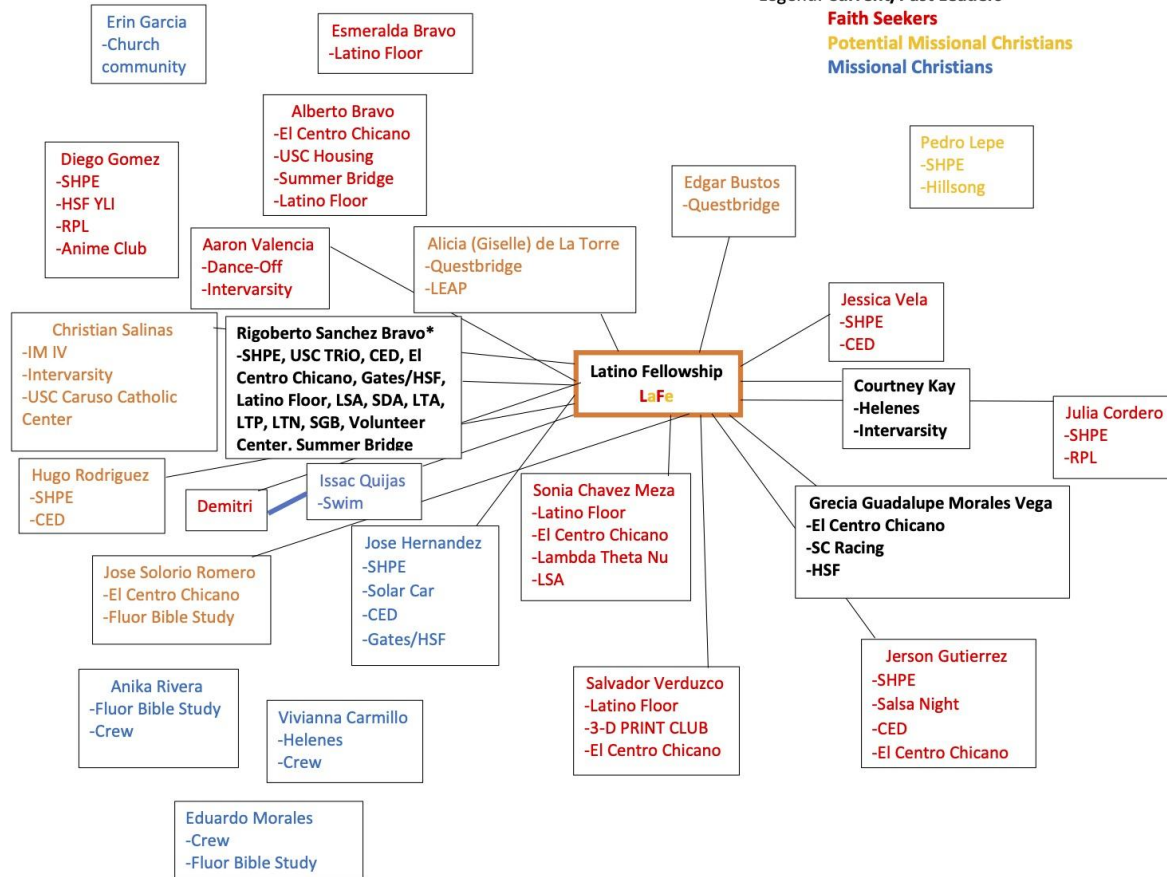
LaFe Network Map

Legend: Current/Past Leaders

Faith Seekers

Potential Missional Christians

Missional Christians



3. Clear Goals

- Rigo: My goal was to plan a solid retreat for our LaFe group.
- Abner: As I heard Rigo share about his desire to plan a solid retreat for LaFe, I was thinking about the long term goal. My goal was about helping Rigo replicate himself within a year so that LaFe wouldn't die after he graduated.

Coaching Template

1. **Prayer:** How has your life with God been since we last talked? What words has the Lord given you in prayer?
2. **Debrief:** What has happened in the life of your ministry in the last two weeks? What are your highs and lows?
3. What questions do you have as you reflect on what's happened?
4. **Goals:** What needs to happen in the next 2-3 weeks? In other words, what's our next goal?
5. **Plans:** What options do we have moving forward? What are you committing to?
6. **Scheduling:** When is our next meeting?

4. Accountability

There's a un-written (sometimes written) agreement between players and their coaches.

- We met every 3-4 weeks.
- We take notes together on the same google file.
- We both know what the goals are, and what the plan is.
- Abner will ask Rigo about the plan. “Did you do it? How did it go?”

Rigo's Coaching

Rigo, what are you doing now to replicate yourself? How are you entrusting what you have learned to faithful people who will be able to lead others also?

Praying & Visioning

- Praying:
 - Hunger & thirst
 - For yourself & the group
 - Using your ...(insert vision statement, mission statement, theme or etc.)
- Visioning:
 - Important to remember why you are studying the word
 - Helps to create it together with your group (if 3 -5)
 - If not (3-5), at least with trusted individuals (i.e. leaders, accountability partners)

Numbers aren't everything

- We are a hospital
 - Don't fall for the typical strategies:
 - Business methods
 - Recruiting
 - Counting numbers
- Empower
 - Develop a cycle from member to leader (accountability is key)
 - Include people:
 - In the community vision
 - Personal experience
 - Invitation (all is takes is one invitation)

Final Tips

- Be engaging not protagonising
 - You are part of the bible study group
 - Facilitating the discussion
- Don't forget to pray & vision before
 - After pray for the application to follow through
- Context without the text is con!
 - Make sure to research the background
- Let this be a learning experience for you as well as the group

Final Encouragement

Find rest in your own way towards.

- Ministry
- Academics
- Family

Humble yourself under God's wings