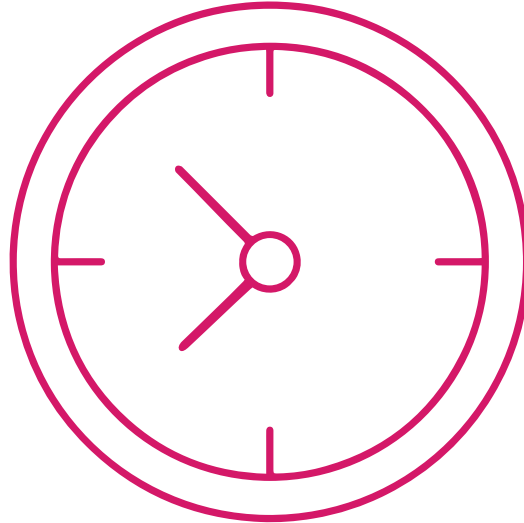
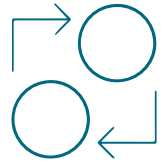


**ROOT C:
REPLICABLE
STRUCTURES**





ROOT C:
REPLICABLE
STRUCTURES



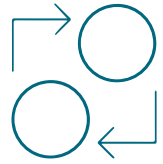
A Campus Point Leader is able to invest regular, committed time to develop the ministry.



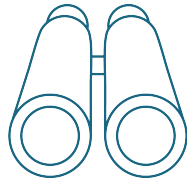


Campus engagement is being explored but no recurring structures are in place

ROOT C:
**REPLICABLE
STRUCTURES**



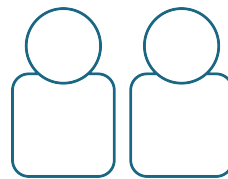
Use one-off tools below to explore what helps ministry momentum



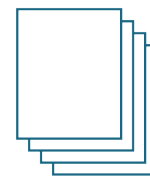
Become familiar with campus rhythms & student interests



Prayer Walk & Intercession Guides



Partner Gathering



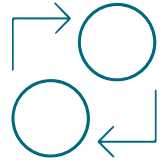
Tabling and/or Proxes



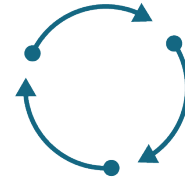


Ministry has reached a point of momentum that can launch and sustain entry level structures

ROOT C:
**REPLICABLE
STRUCTURES**



Utilize structures of small groups, chapter gatherings, and regular prayer spaces



Engage students in four-week cycles to launch simple ongoing structures



Small Group
Launch
Four-Week Plan




Chapter Gathering
Launch
Four-Week Plan



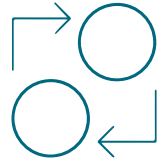
Leading a Prayer
Meeting Ministry
Playbook Course





Ministry is able to launch and sustain structures focused on leadership development and vision expansion

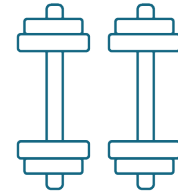
ROOT C:
**REPLICABLE
STRUCTURES**



Develop and invest in student & volunteer leaders



Build connection to the larger movement and mission



Strengthen planning processes & include chapter leaders



Right-Sized Leadership Team Meetings Resource



Monthly Multi-Chapter Gatherings



Pre-NSO Planning Retreats





Small Group Launch Four-Week Plan



Promote, Plan, Invite, & Launch Small Groups

Depending on student preference, chapter can start with launching small groups or chapter gatherings. As momentum grows, add in the other structure!

Week 1:

Train on Making invites/
Network Mapping
(core/committed people)

Week 2:

Making invitations (outreach), get
everyone together and make
invitations via text or instagram DMs

Week 3:

Get together to share stories from
responses to invitations and pray for
invitees/plan Small Groups (core)

Week 4:

Host first small group; use whichever
study meets the needs of the
community being reached and the
leaders' ability to lead (gathering)

Weeks 5+:

Continue the Bible study, whether for 3 weeks or the rest of the semester

- Every semester restart the leadership process, ask current leaders if they are staying and invite newer students into leadership.
- Pair students interested in starting a small group with a current small group leader, develop them through the coaching model (*see page 60 of the Start Something New Handbook*).

Remeber:

Leadership is
always on a
semester-by-
semester
basis at a
Community
College, not
a year-long
basis!



Chapter Gathering Launch Four-Week Plan



Promote, Plan, Invite, & Launch Chapter Gathering

Depending on student preference, chapter can start with launching chapter or small groups gatherings. As momentum grows, add in the other structure!

Week 1:

Proxe Training
(core)

Week 2:

Proxe
(outreach)

Week 3:

Follow up and Celebration of what God did in the time of outreach, prep and pray for Chapter Gathering Launch
(core)

Week 4:

Chapter Gathering Launch/Talk on Proxe Topic
(missional activity/-call to faith)

Weeks 5+:

Repeat!

(No regular weekly Chapter Gathering yet in this stage; see 'Fruit')

These were **formerly called 'Large Groups'**; we often see that Large Group is a bit of a misnomer, **in Community College ministry as it is often smaller and more scrappy** than a high-prep sort of space like a traditional 4-year college large group space.



Right-Sized Leadership Team Meetings Resource



Low-time option:

(8 hrs or less w/ CC)

Leadership Team with Apprentices - gather all leaders & apprentices together for training. Offer Bible studies that build up character and missional activity. Consider using the Start Something New Handbook for leadership activities.

Use meetingspace to plan out future outreach and core meetings, and/or to design other chapter structures such as Chapter Gatherings

If time, have leaders meet with their apprentices during this meeting to plan the ministry space they are responsible for.

If time, staff separately meets with most influential leaders one-on-one for discipleship.

Medium-time option:

(8-16 hrs w/ CC)

Run two teams: Leadership Team & Apprentice Team, each team gathers for group training.

Leadership Team plans chapter events & prepares spaces they led. Leaders meet with their apprentices to prepare the study/prayer/outreach together, pass on leadership, & give them space to practice. Use the Coaching Model from the *Start Something New Handbook*.

Use the *Start Something New Handbook* for small group and prayer meeting apprenticeship. Require only one structure for apprentices: be apprenticed by a leader OR go to apprenticeship meetings. Encourage both but require only one for capacity/availability challenges.

High-time option:

(17+ hrs w/ CC)

Create separate weekly meeting spaces for each kind of leader and apprentice (*small group leaders/apprentices, prayer leaders, outreach apprentices, etc*) & as time allows, have one-on-ones with leaders then apprentices.

In each group space, go through Bible studies to grow in leadership and in multiplication into new networks.

In each one-on-one; go through discipleship cycles to develop each person into their own growth edges and gifts.

Monthly Multi-Chapter Gatherings:

Gather Community Colleges across the area/region or all colleges in a specific geography (in-person or online & taking geography and distance into account).

Connect Community College students to schools they may transfer to and/or other CC students. Larger connections and community make a big difference in their thriving & involvement!

Generally start this structure at least one semester into planting. There probably won't be capacity nor need in the first semester or even first year.